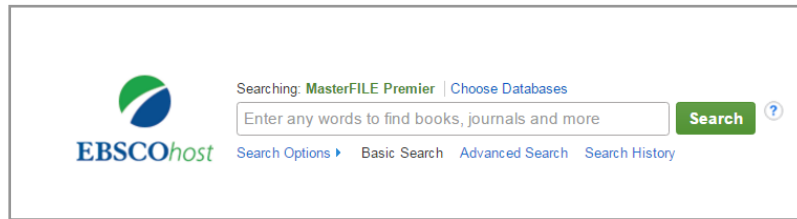


Using Google Classroom with EBSCOhost

Provided by



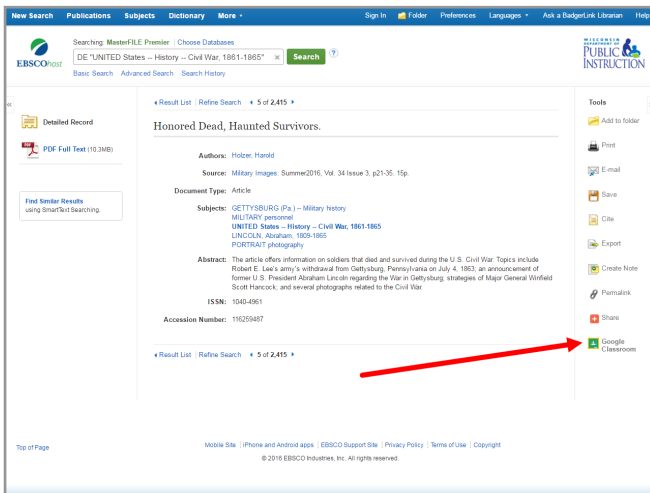
1 Search an EBSCOhost resource



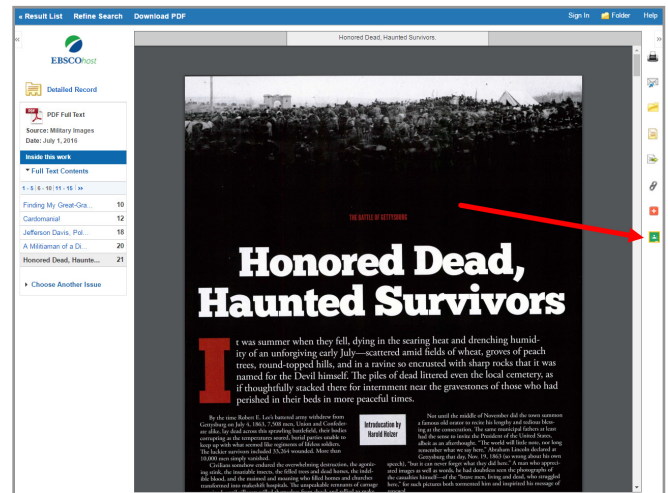
2 When you find an article to share on Google Classroom, open the Detailed Record or Full Text view

3 Then click the Google Classroom button in the Tools menu on the right
Unlike other tools in the menu, only the icon is an active link

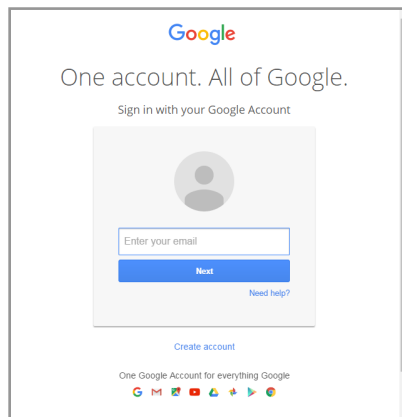
Detailed Record



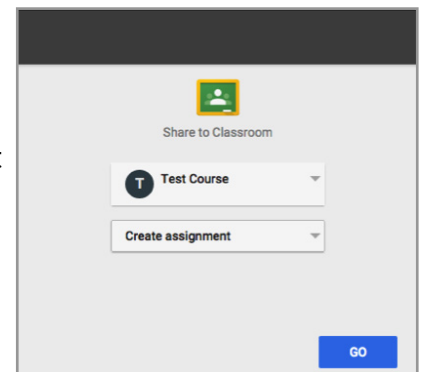
PDF Full Text



4 If you are not logged into your Google account, you are prompted to do so



5 Within Google Classroom, select a Class and an Action to share your article



Note: Students may be prompted to log in to access BadgerLink content shared in Google Classroom



/WisDPIDadgerLink



@WisDPIDadgerLi



/WisconsinDPI

Wisconsin's Online Library provides Wisconsin residents with access to online information at BadgerLink.dpi.wi.gov

BadgerLink is a project of the Wisconsin Department of Public Instruction, Division for Libraries and Technology
Funding is provided through the Universal Service Fund and the Institute of Museum and Library Services